












Thread Conversion Chart

BFC 1052 - Sally King's Green Men Series - No. 1

ADMELODY RAYON	Color	ARC RAY	ARC POLY	Maderia	RA Rayon	RA Poly	Sulky
124	 Orangeade	764	763	1024	2408	5765	1185
226	 White	015	010	1005	2297	5597	1001
254	 Emerald	317	317	1250	2607	5812	1079
261	 Lt. Celery	537	984	1100	2319	9153	1100
293	 Med. Turquoise	697	2093	1177	2307	5801	1534
325	 Cargo	0	905	1191	2489	5501	1056
327	 Dark Oak	144	5558	1336	2251	5777	1170
329	 Chocolate Cake	879	892	1059	2337	5672	1059
336	 Sunkissed	403	412	1338	2224	5524	1128
340	 Auburn	387	621	1126	2401	9130	1126
453	 Mid Blue	0	682	1132	2304	5682	1030

This thread chart is copyrighted by BFC Creations and is for your sole use. You may not sell or share this chart. Thank you. Suz